



# IMPERIAL MAILBOX SYSTEMS

## IMPERIAL AND CENTURY SIGN SYSTEMS

Imperial has three standard pole lengths designed to meet the industry standard height-to-grade requirements of seven feet.


POLE LENGTH 1 = 14' 6"

POLE LENGTH 2 = 12'


POLE LENGTH 3 = 11'

CUSTOM POLE LENGTHS ARE AVAILABLE,  
CONTACT A SALES REPRESENTATIVE  
FOR A QUOTE.

CENTURY SIGN  
POLES:



IMPERIAL SIGN  
POLES:



ALL BASE AND FINIAL STYLES ARE AVAILABLE FOR SIGN POLES (SEE PAGE 10)



# IMPERIAL MAILBOX SYSTEMS

## ESTATE SIGN SYSTEMS


Imperial has three standard pole lengths designed to meet the industry standard height-to-grade requirements of seven feet.

POLE LENGTH 1 = 14' 6"

POLE LENGTH 2 = 12'

POLE LENGTH 3 = 11'

### POLES:




4" SQUARE

ALL BACK PLATES AND LANDMARK FRAMES ARE AVAILABLE FOR E-SERIES SIGN POLES.

ESTATE SIGN SYSTEMS FEATURE BASE 6 SQ AND FINIAL 6 SQ.

BASE 6 SQ



FINIAL 6 SQ





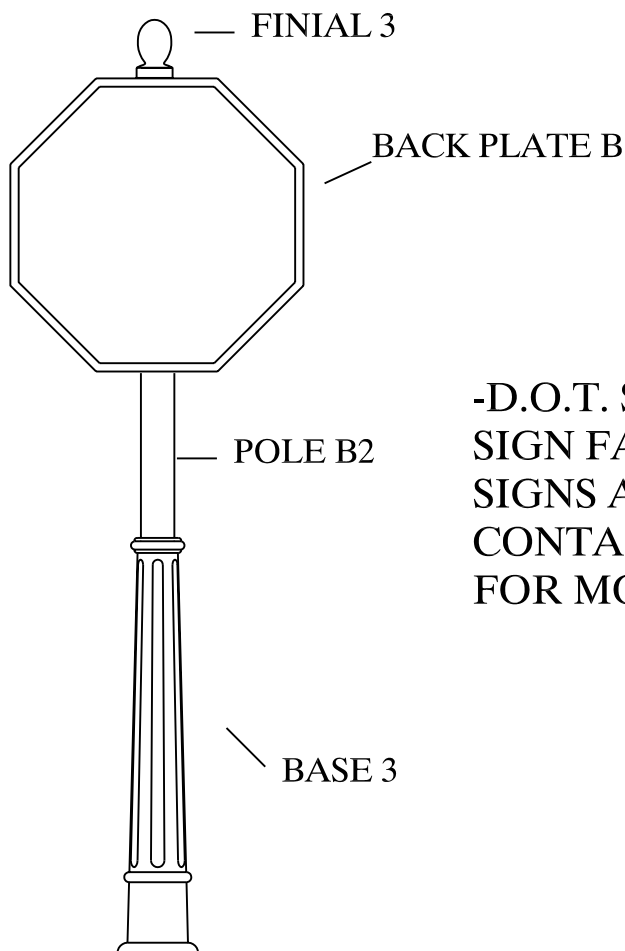
# IMPERIAL MAILBOX SYSTEMS

## HOW TO ORDER SIGN SYSTEMS

### SYSTEM CODE SPECIFICATION

B2	-	3	B	3
SIGN POLE		BASE	BACK PLATE (IF NO BACK PLATE VALUE IS 0)	FINIAL

SYSTEM RENDERING FROM  
CODE SPECIFIED ABOVE:



-D.O.T. STANDARD AND CUSTOM  
SIGN FACES AND STREET NAME  
SIGNS ARE AVAILABLE. PLEASE  
CONTACT A SALES REPRESENTATIVE  
FOR MORE INFORMATION.

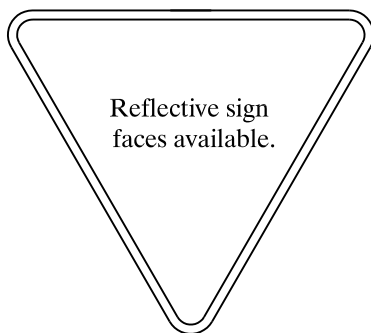


# IMPERIAL MAILBOX SYSTEMS

## IMPERIAL SIGN SYSTEMS

### SIGN BACK PLATES

Imperial's solid cast back plates are designed to accommodate Department of Transportation standard stop, yield, and information signs.



CODE	SIZE
A	30"



CODE	SIZE
B	30"
C	24"
D	18"




CODE	SIZE
E	30"
F	24"
U	18"




CODE	SIZE
K	24" x 30"
N	18" x 24"
T	12" x 18"



CODE	SIZE
I	30" x 30"
L	24" x 24"
P	18" x 18"



CODE	SIZE
H	36" x 12"



CODE	SIZE
R	12" x 6"

CUSTOM BACK PLATE SIZES AVAILABLE, CONTACT A SALES REPRESENTATIVE FOR A QUOTE.




# IMPERIAL MAILBOX SYSTEMS

## THE LANDMARK FRAME SYSTEM


This exclusive design adds style and strength to any standard street name sign.

FRAMES ARE CONSTRUCTED OF  
STURDY EXTRUDED ALUMINUM.

STANDARD LENGTHS ARE 24", 30", 36", AND 42"  
STANDARD HEIGHTS ARE 6" AND 9"  
CUSTOM SIZES ARE AVAILABLE, CONTACT  
A SALES REPRESENTATIVE FOR A QUOTE.




ALL FRAMES ARE DESIGNED TO ACCOMMODATE  
STANDARD DEPARTMENT OF TRANSPORTATION  
STREET NAME SIGNS.

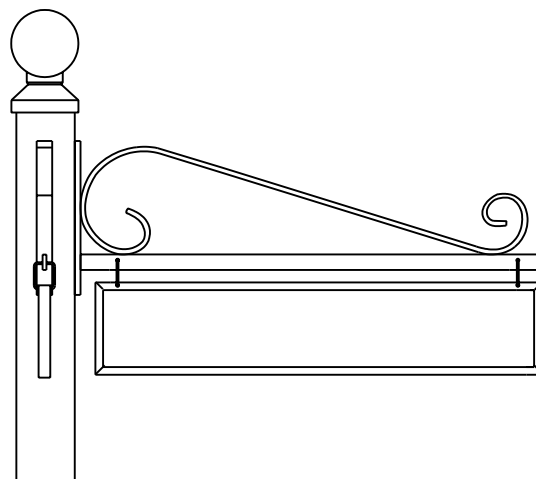


For additional appeal, add a decorative scroll to your Landmark Frame.

FRAME WITH SCROLL ATTACHED



HANGING FRAME WITH SCROLL ARM

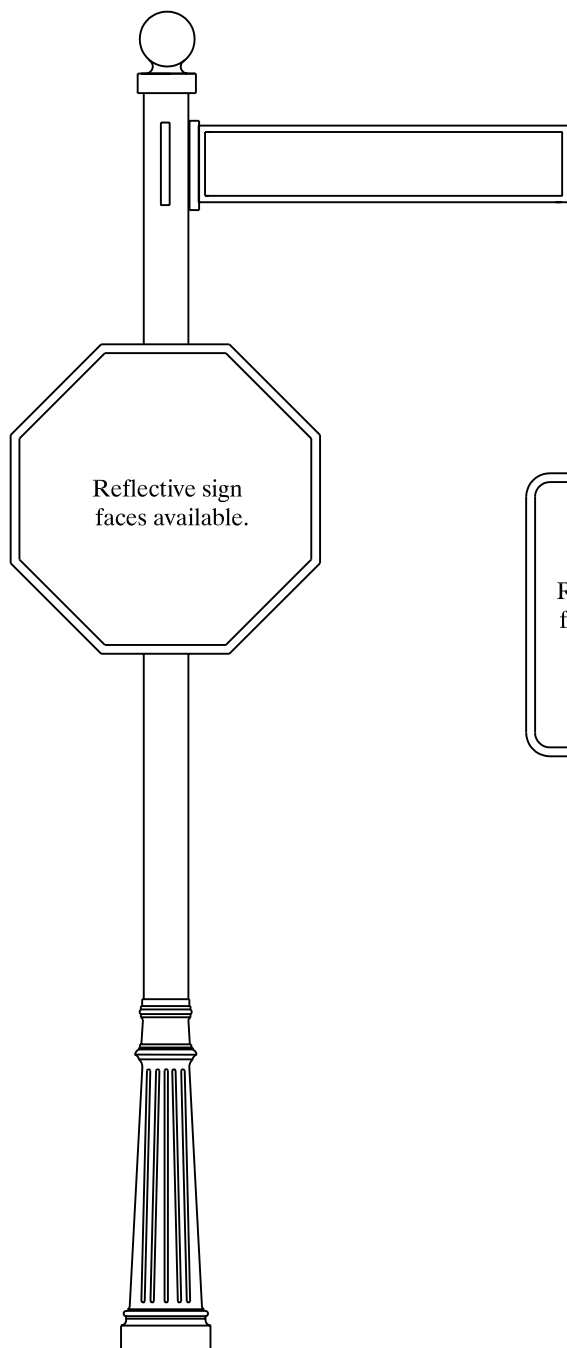




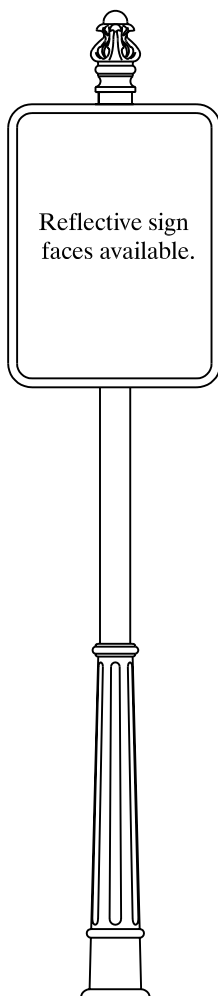
# IMPERIAL MAILBOX SYSTEMS

## STREET SIGN SYSTEMS FEATURING THE NEW BASE AND FINIAL 7

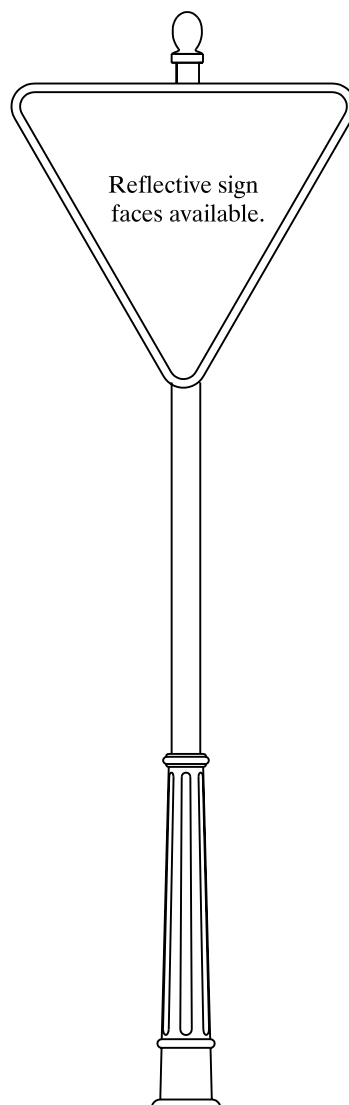
All street sign systems approved by the Department of Transportation



A1-8C8



B3-2N2




B2-3A3



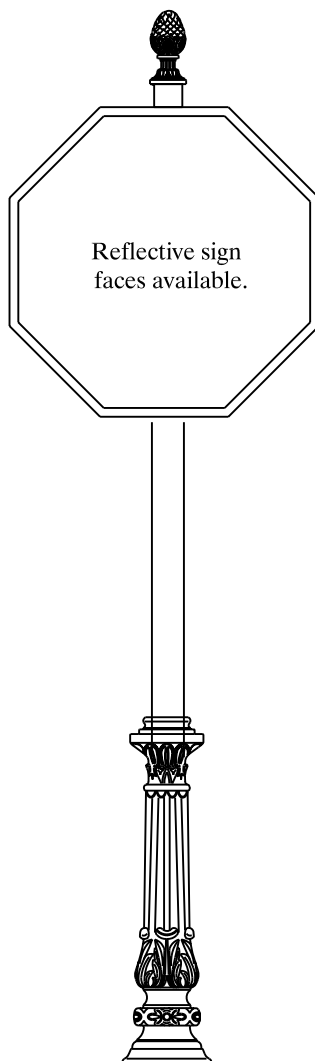
# IMPERIAL MAILBOX SYSTEMS

## STREET SIGN SYSTEMS

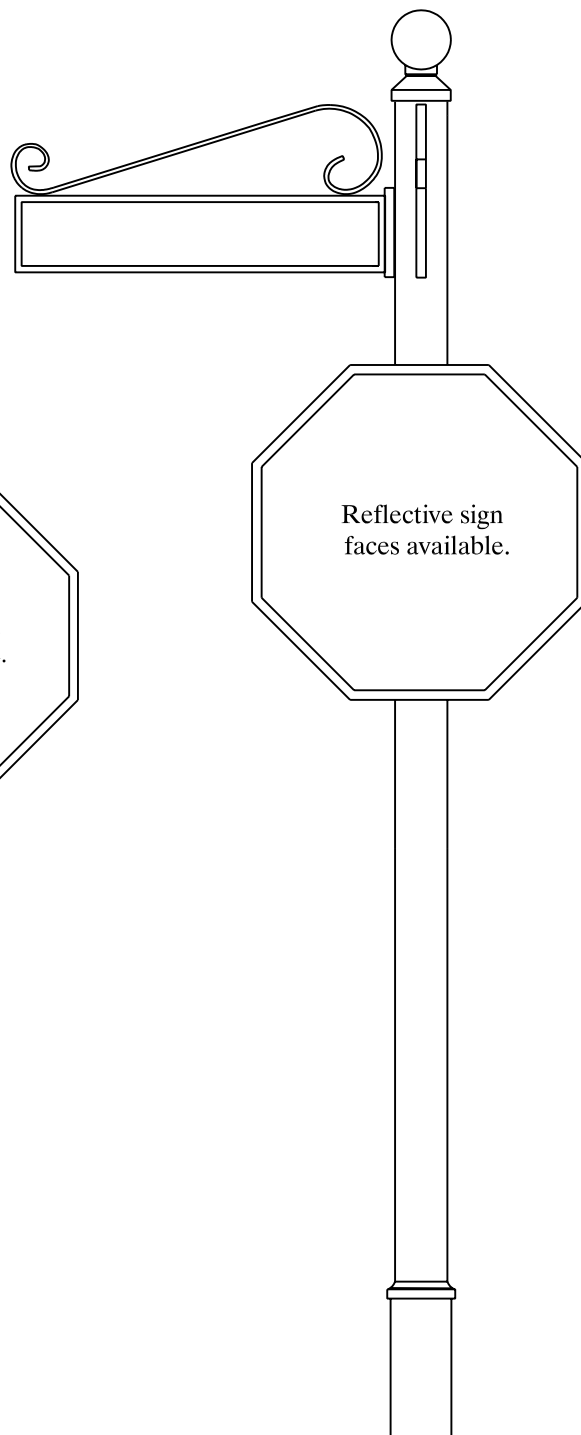
All street sign systems approved by the Department of Transportation



B2-505



B3-6C4



E1-6B6



# IMPERIAL MAILBOX SYSTEMS

## STREET SIGN SYSTEMS FEATURING THE NEW BASE AND FINIAL 7

All street sign systems approved by the Department of Transportation

